

A Guide to Adding the Disruption conference site onto your mobile device

We have designed our 2013 conference site to be completely mobile responsive from the ground up. You can use the site to learn about speakers, check the timetable, get maps to venues and see the site visits on offer.

Getting started:

Follow the simple steps to add the Disruption app icon to your Home Screen on any iOS or Android Mobile Devices.

On your device, open 'Safari' (iOS) or 'Chrome' (Android) and navigate to <http://disruption.cefpi.org.au>.

Apple iOS Steps

Supported devices: iPhone & iPad




3



Select 'Add'

4



This is the 'Disruption' app icon

Google Android Steps

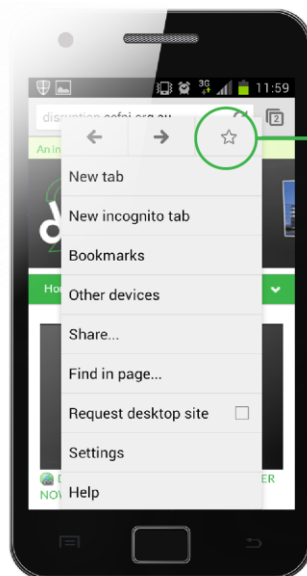
Supported devices: any devices designed to support the Google Android operating system
(check your device here: <http://www.android.com/devices/>)

1



Select the menu button

2



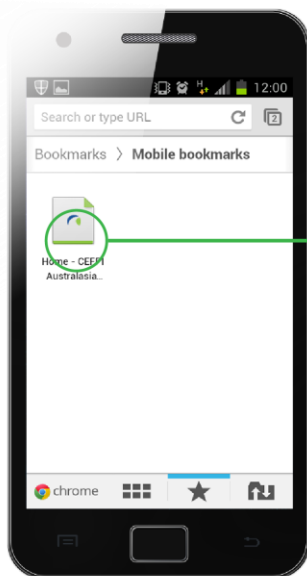
Select the Star icon

3



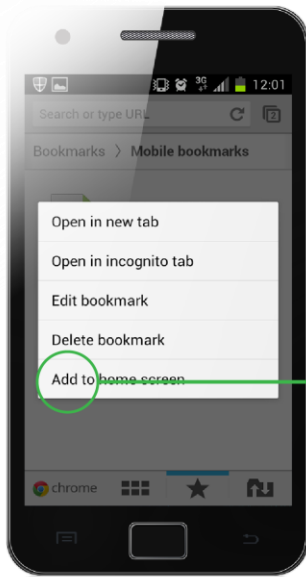
Select Save

4



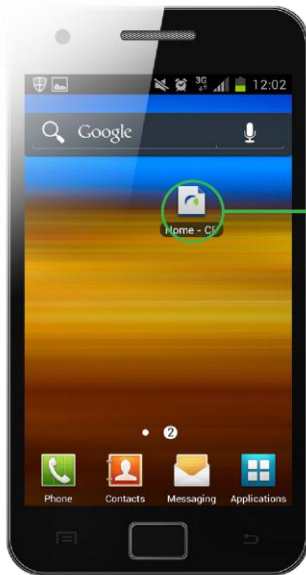
Open Bookmarks again and hold your finger on this icon

5



Select Add to home screen

6



This is the 'Disruption' app icon